



# Advantages and Disadvantages of Adaptation

Cut out and match an advantage and a disadvantage for each adaptive trait.

Advantage	Adaptive Trait	Disadvantage




Can eat leaves from tall trees.



Forward facing eyes

Have to rest more often as can't rest one leg at a time.


Can grow on land that is not always wet.



long neck

Does not allow a wide view of the environment.

Frees up limbs to carry food.



Vascular Plants  
(can transport water and food via root, stems and leaves)

More vulnerable to attack when drinking water.

Allows accurate judgement of distances.







Bipedalism

More likely to desiccate (dry out) and lose more water.



# Advantages and Disadvantages of Adaptation

Advantage	Adaptive Trait	Disadvantage
Allows accurate judgement of distances.	 Forward facing eyes	Does not allow a wide view of the environment.
Can eat leaves from tall trees.	 long neck	More vulnerable to attack when drinking water.
Can grow on land that is not always wet.	 Vascular Plants (can transport water and food via root, stems and leaves)	More likely to desiccate (dry out) and lose more water.
Frees up limbs to carry food.	 Bipedalism	Have to rest more often as can't rest one leg at a time.



# Advantages and Disadvantages of Adaptation

Cut out and match an advantage and a disadvantage for each adaptive trait.







Advantage	Adaptive Trait	Disadvantage



Can grow on land that is not always wet.	 Forward facing eyes	Have to rest more often as can't rest one leg at a time.
Gives a spare eye in case one is damaged.	 long neck	Can lower body's ability to absorb iron.
Better for surviving famines and enables digestion of a wider selection of food.	 Vascular Plants (can transport water and food via root, stems and leaves)	Does not allow a wide view of the environment.
Allows accurate judgement of distances.	 Bipedalism	Small differences in position can have a major impact on vision.
Frees up limbs to carry food.	 Binocular Vision	More likely to desiccate (dry out) and lose more water.
Can eat leaves from tall trees.	 Lactose Persistence	More vulnerable to attack when drinking water.



# Advantages and Disadvantages of Adaptation

Advantage	Adaptive Trait	Disadvantage
Allows accurate judgement of distances.	 Forward facing eyes	Does not allow a wide view of the environment.
Can eat leaves from tall trees.	 long neck	More vulnerable to attack when drinking water.
Can grow on land that is not always wet.	 Vascular Plants (can transport water and food via root, stems and leaves)	More likely to desiccate (dry out) and lose more water.
Frees up limbs to carry food.	 Bipedalism	Have to rest more often as can't rest one leg at a time.
Gives a spare eye in case one is damaged.	 Binocular Vision	Small differences in position can have a major impact on vision.
Better for surviving famines and enables digestion of a wider selection of food.	 Lactose Persistence	Can lower body's ability to absorb iron.