

Year 3 Remote Learning Plan

Week Beginning 8/2/21

Please read the following information for this week's home learning.



Your recommended reads this week are an information text 'Scaredy Monster' by Erana Bumbaratore and Christine Griswold, and 'Manjhi Moves a Mountain' by Nancy Churnin. 'Sidewalk Flowers' by Jon Arno Lawson is a lovely, thought – provoking picture book. I have chosen this picture book for you to consider alongside Anthony Browne's 'Into the Forest' which we will be looking at in our literacy lessons this week.

. To read these books, go to **getepic.com** enter the class code: **arn9236** and search for the book. Please continue to find other books that you would like to read alongside these.

In addition, there are a couple of books and a video to help you with your learning in our Magnets and Forces topic. There are also a couple of books on Ancient Egypt to help you with our new history topic.

Remember to read for at least **15 minutes each day** and **record this in your Green Reading Record book**. Record any new and interesting vocabulary and please send a photo of your green reading record book entries via Seesaw each **Friday**.

Log in Details:

www.getepic.com/students

Class code: arn9236

<https://www.oxfordowl.co.uk/>

Username: year3 2020 (*space after the y*)

Password: Year32020 (*capital Y and no spaces*)



Your logins for **spag.com** and **My Maths** (as needed) are in the front of your Green Reading Record book. Your **Purple Mash** login details were sent by email from the school office.

Spellings – This week, please practise and test yourself on the **Group 5** spellings. A copy of these are attached and are on the class page of the school website.

Remember to write your date and LC at the top of all your work.


WB 8/2	Lesson 1 AM	Lesson 2 AM	Lesson 3 PM	Lesson 4 PM	Daily Tasks
<p>Mon</p>	<p><u>Literacy</u> National Oak Academy</p> <p><u>LC: To develop my knowledge of the function of a colon?</u></p> <p>This lesson will develop your understanding of the colon when introducing a list.</p> <p>Use this link to access the lesson: To develop our knowledge of the function of a colon (thenational.academy)</p> <p>After watching the lesson and completing the activities, have a go at writing out again the ingredients list for your Monster Pizza but this time with <u>added colons</u>. There will be an example and worksheet to support you with this task.</p> <p>Please send pictures of your completed work back to me using Seesaw.</p>	<p><u>Maths</u></p> <p><u>LC: Can I convert pounds and pence?</u></p> <p>Use the following link to access the video lesson https://vimeo.com/497942634</p> <p>Please complete the worksheet to accompany today's lesson and watch the video back again if you are struggling with the worksheet.</p> <p>Please send pictures of your completed work back to me using Seesaw and look out for the answer sheets later in the day.</p> <p>To extend your learning, there is an optional interactive extension sheet, which can be typed onto directly, and does not need printing.</p> <p><u>Online Meeting - 11 am</u></p> <p>Alongside some fun challenges, we will be going over the Group 5 spellings, looking at the spelling rule: 'ch' instead of 'k' sound.</p> <p>Please have your Monster Pizza pictures and examples, plus anything exciting to share too!</p> <p>I look forward to seeing you all again!</p>	<p><u>PSHE & Computing E-Safety Week</u></p> <p><u>LC: Understand that for most people the internet is an essential part of life and has many benefits.</u></p> <p><u>LC: Understand that a balanced lifestyle includes thinking about time spent online.</u></p> <p>Please see the separate lesson information and worksheets.</p> <p>Remember to send pictures of your completed work back to me using Seesaw.</p>	<p><u>Reading</u></p> <p>Record any new or interesting vocabulary in your green reading record.</p>	<p><u>P.E/ Get Active</u></p> <p>Try to keep active each day.</p> <ul style="list-style-type: none"> Go outside to play and or go for a walk. Join in with Joe Wicks on YouTube. (Streaming live on a Monday, Wednesday and Friday). Search BBC Super Movers for a range of fun workouts. https://www.bbc.co.uk/teach/supermovers See these Oldham Sport Development activities. https://www.youtube.com/channel/UCLPUe71WcechYwmKndclSJQ Try a calming activity with yoga. https://www.youtube.com/user/CosmicKidsYoga <p>Have a go at some of the challenges in the Home Learning Active Challenges Booklet.</p> <p><u>Times Tables</u></p> <p>Log into TT Rockstars.</p> <p>In addition, practise writing out your times tables and get an adult to test you on them.</p>

<p>Tue</p>	<p style="text-align: center;"><u>Literacy</u> National Oak Academy</p> <p><u>LC: To engage with a text?</u></p> <p>In this lesson, we will look at the text 'Into the Forest' by Anthony Browne. We will explore the text and learn about the author.</p> <p>Use this link to access the lesson: To engage with a text (thenational.academy)</p> <p>Please complete the worksheet to accompany this lesson and send pictures of your completed work back to me using Seesaw.</p>	<p style="text-align: center;"><u>Maths</u> White Rose Maths</p> <p><u>LC: Can I solve problems involving adding money?</u></p> <p>Use the following link to access the video lesson: https://vimeo.com/498286318</p> <p>Please complete the worksheet to accompany today's lesson and watch the video back again if you are struggling with the worksheet.</p> <p>Please send pictures of your completed work back to me using Seesaw and look out for the answer sheets later in the day.</p>	<p style="text-align: center;"><u>PSHE & Computing</u> <u>E-Safety Week</u></p> <p><u>LC: Understand choices and the consequences of my online actions, including how to report any concerns.</u></p> <p><u>LC: Do I know what cyberbullying is and how to address it?</u></p> <p>Please see the separate lesson information and worksheets.</p> <p>Remember to send pictures of your completed work back to me using Seesaw.</p>	<p style="text-align: center;"><u>Reading Comprehension</u> <u>Survival in Ancient Egypt</u></p> <p>There are three different starred levels in this reading comprehension. Please choose the one that you are most confident with and challenges you. You only need to complete <u>one level!</u></p> <p style="text-align: center;"><u>Reading</u></p> <p>Record any new or interesting vocabulary in your green reading record.</p>	<p>Have a go at writing out the fact families like in the example below. This will help you recall multiplication facts when solving division.</p> <p>7 X 3 = 21 3 X 7 = 21 21 ÷ 3 = 7 21 ÷ 7 = 3</p> <p style="text-align: center;"><u>Number Bonds</u></p> <p>Practise writing out your number bonds for numbers to 100.</p> <p style="text-align: center;"><u>Spellings/Handwriting</u></p> <p>Practise your weekly spellings from Group 1 to Group 5 for the Grand Spell on Thursday.</p> <p>Have a go at writing them out in your best handwriting and putting them into sentences. Work through the handwriting booklets I have uploaded.</p>
-------------------	--	--	---	---	---

<p>Wed</p>	<p style="text-align: center;"><u>Literacy</u></p> <p style="text-align: center;">National Oak Academy</p> <p><u>LC: To answer questions on a text</u></p> <p>In this lesson, we will answer questions exploring the first part of the text</p> <p>Use this link to access the lesson: To answer questions on a text (thenational.academy)</p> <p>Please complete the worksheet to accompany this lesson and send pictures of your completed work back to me using Seesaw.</p> <p style="text-align: center;"><u>Online Lesson -10 am</u></p> <p>Please can you have to hand:</p> <ul style="list-style-type: none"> • A new and full toilet roll (more will be explained in our meeting). • Copy of the Spring Term 1 spellings. We will be looking at revising the Group 1 to Group 5 spellings. • Any questions that you have about this week's learning. • A helper (big or small but preferably human!) You will need an assistant for today's challenge. 	<p style="text-align: center;"><u>Maths</u></p> <p style="text-align: center;">White Rose Maths</p> <p><u>LC: Can I solve problems subtracting amounts of money?</u></p> <p>Use the following link to access the video lesson: https://vimeo.com/498297373</p> <p>Please complete the worksheet to accompany today's lesson and watch the video back again if you are struggling with the worksheet.</p> <p>Please send pictures of your completed work back to me using Seesaw.</p> <p>Look out for the answer sheets in <u>Seesaw</u> later in the day, to double check how you did.</p> <p>Don't forget about the fun games and practise activities that I have made available too!</p> <p>Access the activities using pin code: ZI0345 at Twinkl Go</p>	<p style="text-align: center;"><u>Screen-Free Wednesday Afternoon</u></p> <p>1) First, please <i>get active</i> !</p> <p>Make sure that you have watched one of the active video lessons before lunch and now get up and moving this afternoon.</p> <p>2), Next, design and make a really colourful bookmark that reminds you of some of the things that you have learned about <u>keeping safe online</u>.</p> <p>You could use the bookmark template (attached) or design your own. If you have some card, that would be best - otherwise try carefully cutting out the card from a shoe box or cereal packet and cover it with your own design.</p> <p>3) Design, build and create yourself up in a really cosy, quiet reading den/corner.</p> <div style="display: flex; justify-content: space-around;">   </div> <p>Get your teddies, your most comfortable quilt, but most importantly your <u>favourite book</u> (admittedly this could be from GET EPIC, but if you have a real book handy, that would be even better!)</p> <p>If you are able, help to make a nice hot chocolate and settle in for a some quality reading time.</p>	<p style="text-align: center;"><u>Reading</u></p> <p>Record any new or interesting vocabulary in your green reading record.</p>	<p style="text-align: center;"><u>Optional Extended Learning Opportunities</u></p> <p style="text-align: center;"><u>Maths</u></p> <p>Try out the some of the games and activities I have set for you.</p> <p>Access the activities using pin code: ZI0345 at Twinkl Go</p> <p>Money Games - Access this lesson using pin code: MQ2960 at Twinkl Go</p> <p>Or why not try out the Topmarks maths 'Daily 10 challenges'?</p> <p>Follow these link to access the games and activities: https://www.topmarks.co.uk/maths-games/hit-the-button</p> <p>https://www.topmarks.co.uk/maths-games/daily10 https://www.topmarks.co.uk/Seesaw/rch.aspx?q=multiplication%20and%20division</p> <p>There are also lots of fun maths games on Purple Mash and MyMaths. Use your login details in your green reading record to access these.</p>
-------------------	--	---	---	--	--

<p>Wed</p>		<p style="text-align: center;"><u>Get Active Videos</u></p> <p>Before your lunch, please watch one of the video lessons. You will be using one of these to get you active this afternoon.</p> <p>Please choose from the following:</p> <p>Home P.E BONUS LESSON Dance ROUTINE &JETBLACKDANCEACADEMY &STAYACTIVE PROGRESSIVE SPORTS - YouTube</p> <p>HOME PE UP & UP DANCE ROUTINE JETBLACK ACADEMY &STAYACTIVE PROGRESSIVE SPORTS - YouTube</p> <p>HOME P.E KIDS TROWING LESSON &STAYACTIVE PROGRESSIVE SPORTS - YouTube</p> <p>Home P.E Baseline test &StayActive Progressive Sports - YouTube</p> <p>Also, for an extra bit of active fun, have a look at Super Movers Just for Fun videos. These can be found at: https://www.bbc.co.uk/teach/supermovers</p>	<p style="text-align: center;">Remember to send me a photo of your super-cosy reading spot on Seesaw!</p>		<p><u>Literacy</u></p> <p>Download a book review from the school website at: https://www.stmaryscecrompton.oldham.sch.uk/wp-content/uploads/2018/09/ks2_book_review_template.pdf</p> <p>Upload a copy of your book review to Seesaw</p> <p style="text-align: center;"><u>Mindfulness and Mental Wellbeing Activities</u></p> <p>Alongside the Ancient Egyptian themed colouring sheets, I have included some lovely colour themed mental wellbeing activities.</p>
-------------------	--	---	---	--	--

<p>Thu</p>	<p style="text-align: center;"><u>Literacy</u></p> <p style="text-align: center;">National Oak Academy</p> <p><u>LC: To answer further questions on a text</u></p> <p>In this lesson, we will answer questions exploring the build-up in the text.</p> <p>Use this link to access the lesson: To answer questions on a text (thenational.academy)</p> <p>Please complete the worksheet to accompany this lesson and send pictures of your completed work back to me using Seesaw.</p>	<p style="text-align: center;"><u>Maths</u></p> <p style="text-align: center;">White Rose Maths</p> <p><u>LC: Can I solve problems involving giving change?</u></p> <p>Use the following link to access the video lesson: https://vimeo.com/499227948</p> <p>Please complete the worksheet to accompany today's lesson and watch the video back again if you are struggling with the worksheet.</p> <p>Please send pictures of your completed work back to me using Seesaw.</p> <p>Look out for the answer sheets in <u>Seesaw</u> later in the day, to double check how you did.</p>	<p style="text-align: center;"><u>History</u></p> <p style="text-align: center;">National Oak Academy</p> <p><u>LC: Why was the River Nile so important to the Ancient Egyptians?</u></p> <ol style="list-style-type: none"> 1) Use the following link to access the video lesson: Why was the River Nile important to the Ancient Egyptians? (thenational.academy) 2) Read the information in the PowerPoint PDF and information handouts. 3) Please complete the two worksheets. 	<p style="text-align: center;"><u>Grand Spell</u></p> <p>Please practise all the spellings from Group 1 to Group 5 Then ask an adult to test you on 20 of the words These can be any of the words from Group 1 to 5.</p> <p>Remember NOT join your handwriting for the test.</p> <p style="color: red;">Please send me a picture of your spelling test and score on Seesaw.</p> <p style="text-align: center;"><u>SPaG</u> SPAG.COM</p> <p><u>LC: Can I understand how to use paragraphs?</u></p> <p>Your logins for spag.com is in the front of your Green Reading Record book</p> <p style="text-align: center;"><u>Reading</u></p> <p>Record any new or interesting vocabulary in your green reading record.</p>	
-------------------	---	---	---	---	--

<p>Fri</p>	<p style="text-align: center;"><u>Literacy / PSHE</u></p> <p>National Oak Academy</p> <p><u>LC: To analyse the author's use of colour.</u></p> <p>In this lesson, we will explore and discuss Anthony Browne's use of colour throughout the book.</p> <p>Use this link to access the lesson: To analyse the author's use of colour. (thenational.academy)</p> <p>Please complete the worksheet to accompany this lesson and the Colour Monster activity sheet.</p> <p>There are some further (optional) mindfulness and mental wellbeing games and activities that you could complete as you can.</p> <p>Please send pictures of your completed work back to me using Seesaw.</p> <p>Have a look at the picture book 'Sidewalk Flowers' by Jon Arno Lawson, one that I have assigned you on Seesaw. What do you notice about the illustrator's choice of colour? What are the intentions of this? How does the mood change in the text? Does the mood change with the use of colour?</p> 	<p style="text-align: center;"><u>Maths</u></p> <p><u>LC: Can I make tally charts?</u></p> <p>Use the following link to access the video lesson: https://vimeo.com/500377891</p> <p>Please complete the worksheet to accompany today's lesson and watch the video back again if you are struggling with the worksheet.</p> <p>Please send pictures of your completed work back to me using Seesaw.</p> <p>Look out for the answer sheets in <u>Seesaw</u> later in the day, to double check how you did.</p>	<p style="text-align: center;"><u>RE</u></p> <p><u>LC: How did Jesus change the lives of others?</u></p> <p><u>LC: Understand how church services help to make the world the way Jesus wanted it to be?</u></p> <p>Please see the separate lesson information and worksheet.</p>	<p style="text-align: center;"><u>SPaG</u></p> <p style="text-align: center;"><u>LBQ</u></p> <p><u>LC: Can I understand using an apostrophe for contractions?</u></p> <p>Use the following link to access the lesson: Available Tasks (lbq.org)</p> <p>To access the lesson, you will receive a code in the morning. Please keep a look out on Seesaw and the class page of the school website.</p> <p>This code is only valid for one day. If you need the code to complete the task on another day, please send me a message on Seesaw.</p> <p style="text-align: center;"><u>Reading</u></p> <p>Record any new or interesting vocabulary in your green reading record.</p> <p><i>Please send a picture of your green reading record entries for this week's reading.</i></p>	
-------------------	---	--	---	---	--

