L.C: Can I understand what the melting point and boiling point of water (and other materials) are and how heating or cooling can change a materials state?

This sheet contains activities for after the first 5 minutes of the recap video. Do the first 5 minutes verbally or on paper.

1. Complete the four arrows below with the words freezing , boiling (evaporating), melting and condensing.

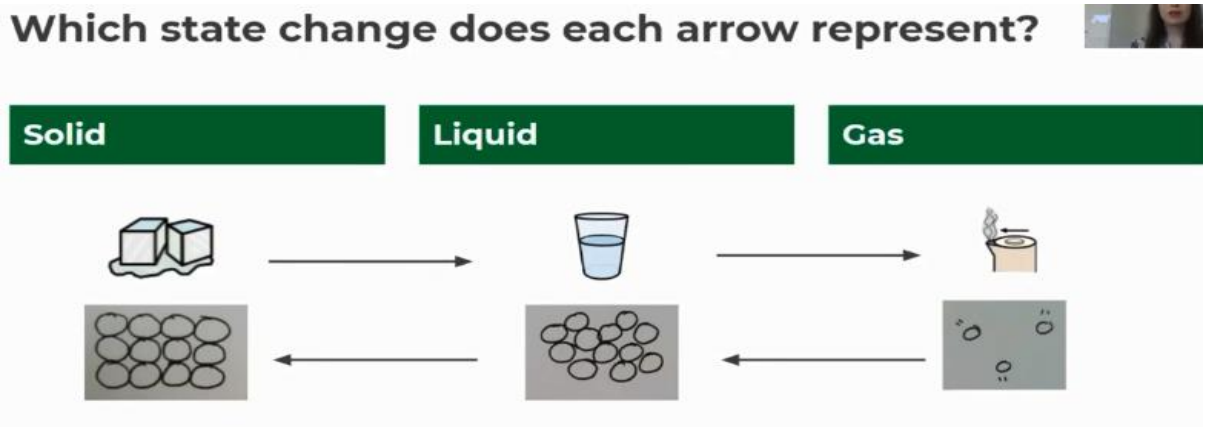

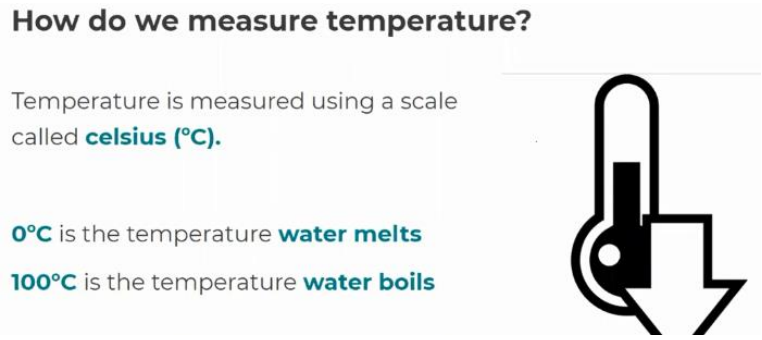

2. Using the information above, complete the questions below.

1. What is temperature?

Temperature is a measure of _____.

2. What scale do we normally use to measure temperature?

We normally use a scale called _____ which is written as _____ .

3. How did scientists decide what 0 and 100 should mean in this scale?

0°C is the temperature that _____

100°C is the temperature that _____

3. The melting point is_____

4. The boiling point is_____

L.C: Can I understand what the melting point and boiling point of water (and other materials) are and how heating or cooling can change a materials state?

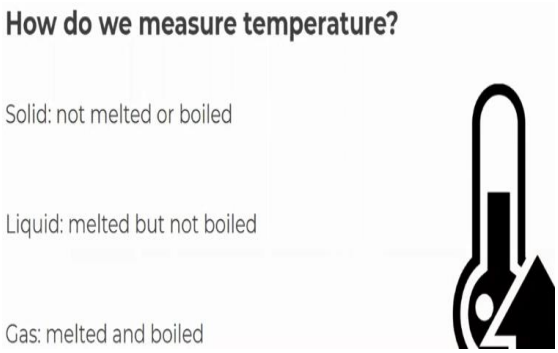



5. Use the information above and below to answer the following questions.

Substance	Melting point (°C)	Boiling point (°C)
Water	0	100
Aluminium	660	2467
Chlorine	-101	-35
Iodine	114	184
Oxygen	-218	-164

Is water a solid, liquid or gas at 25 degrees C?

Is aluminium a solid, liquid or gas at 25 °C?

Is chlorine a solid, liquid or gas at 25 °C?

Is iodine a solid, liquid or gas at 100 °C?

Is oxygen a solid, liquid or gas at 0 °C?

6. Complete the final quiz.
7. Complete the Twinkl melting point sheet on Seesaw. I have included the answers so that you can check your predictions.