

Year 1

Phonics and Early Reading

Welcome to our meeting

Part 1 – information about how we teach phonics

Part 2 – information about how we teach reading

Part 3 – Year 1 Phonics Screening Check

New DFE Guidance for Early Reading and Phonics

The journey to independent reading and writing begins with Phonics



littlewandlelettersandsounds.org.uk

Why Little Wandle?

Excellent training for all staff to ensure consistency,

Every aspect of phonics and reading included in a detailed, thorough and systematic approach,

Engaging resources without distracting from the learning,

Comprehensive system for identifying and supporting children requiring extra help and useful support for parents.

How we teach phonics

Daily short sessions

Specific order of teaching



Correct pronunciation
is vital - Videos on LW

must


Synthetic phonics

<https://www.littlewandlelettersandsounds.org.uk/resources/for-parents/>

<https://lettersandsounds.org.uk/for-home/overview>































Repeated practice

Revisit previously
taught sounds at
start of each lesson







Practice makes
permanent

Grow the code grapheme mat Phase 2, 3 and 5

 s ss c se ce st sc	 t tt	 p pp	 n nn kn gn	 m mm mb	 d dd	 g gg	 c ck cc ch	 r rr wr	 h
 b bb	 f ff ph	 l ll le al	 j g dge ge	 v vv ve	 w wh	 x	 y	 z zz s se ze	 qu
 ch tch ture	 sh ch ti ssi ci	 th	 ng	 nk	 a	 e ea	 i y	 o a	 u o-e ou

Grow the code grapheme mat Phase 2, 3 and 5

 ai ay a a-e eigh aigh ey ea	 ee ea e e-e ie y ey	 igh ie i i-e y	 oa o o-e ou oe ow	 oo ue u-e ew ou ui	yoo ue u u-e ew	 ou u* oul	 ar a* al*
 or aw au aur oor al a oar ore	 ur er ir or	 ow ou	 oi oy	 ear ere eer	 air are ere ear	zh su si	

*depending on regional accent

Yr 1 Spr 1 Wk 1
between

Yr 1 Spr 1 Wk 1
least

Yr 1 Spr 1 Wk 1
even

Yr 1 Wk 1
heap


Yr 1 Spr 1 Wk 1
these



th

ss

ck



ch

sh

ar

oi

or

ai



soap that goat



sheep in a jeep



zoom to the moon



hook a book

R Au1 extra

map

• • •

R Au1 extra

nip

• • •

R Au1 extra

sat

R Sp1 wk1

meet

. — .

R Sp1 wk1

rain

. — .

R Sp1 wk1

sheep

— — .

R Au2

go

R Au1

the

R Au1

is

R Au2

to

Reading

We want children to
love reading

Learning to read should be
a positive experience

Reading should be
enjoyable

We want children to read
for pleasure



Reading underpins children's access to the curriculum
and clearly impacts on their achievement



How we teach reading

Reading practice sessions are :

Timetabled 3 times a week

Taught by trained teacher or
teaching assistant

Taught in small groups

Books are :

matched to children's
secure phonic knowledge
and word reading

read three times

sent home

Reading Practice Books carefully matched so children can read fluently and independently

3 Reads – each one begins with some quick sounds and words practice

1. Decoding

2. Prosody
(intonation, expression)

3. Comprehension



When children take their book home to read they should be 95% fluent
Please do not worry that a book is too easy – your child needs to develop fluency and confidence in reading. Re-reading a book they have had before helps develop fluency – this is the goal.

Celebrate their success!!!

How will this work?




Children are assessed, then LW matches which books should be allocated for their secure phonic knowledge

Children will have access to their Reading Practice Book at home electronically (after physically reading the book 3 times in school). Teachers will let you know the days books go home and when they need to be in school to be changed. Initially this will be Fridays for all Year 1 pupils.






Celebrate, praise, talk about the book with you child.

Please make sure books are in book bags so that we can reallocate books as required.

Please look after our books




Big Cat Collins Reading books are carefully matched to children's **secure** phonic knowledge




Sharing Book

Children may also bring home a 'sharing book' if appropriate. This is an extra book. The reading practice ebook is the key home reading book.




To become lifelong readers, it is essential that they read for pleasure

Children may not be able to read this book independently but these books offer a wealth of opportunities for talking about the pictures and enjoying the story or information text.



Enjoy the book together
foster a love of reading
“pair and share”



What else can parents do?

Please look at the Little Wandle videos and guidance for parents

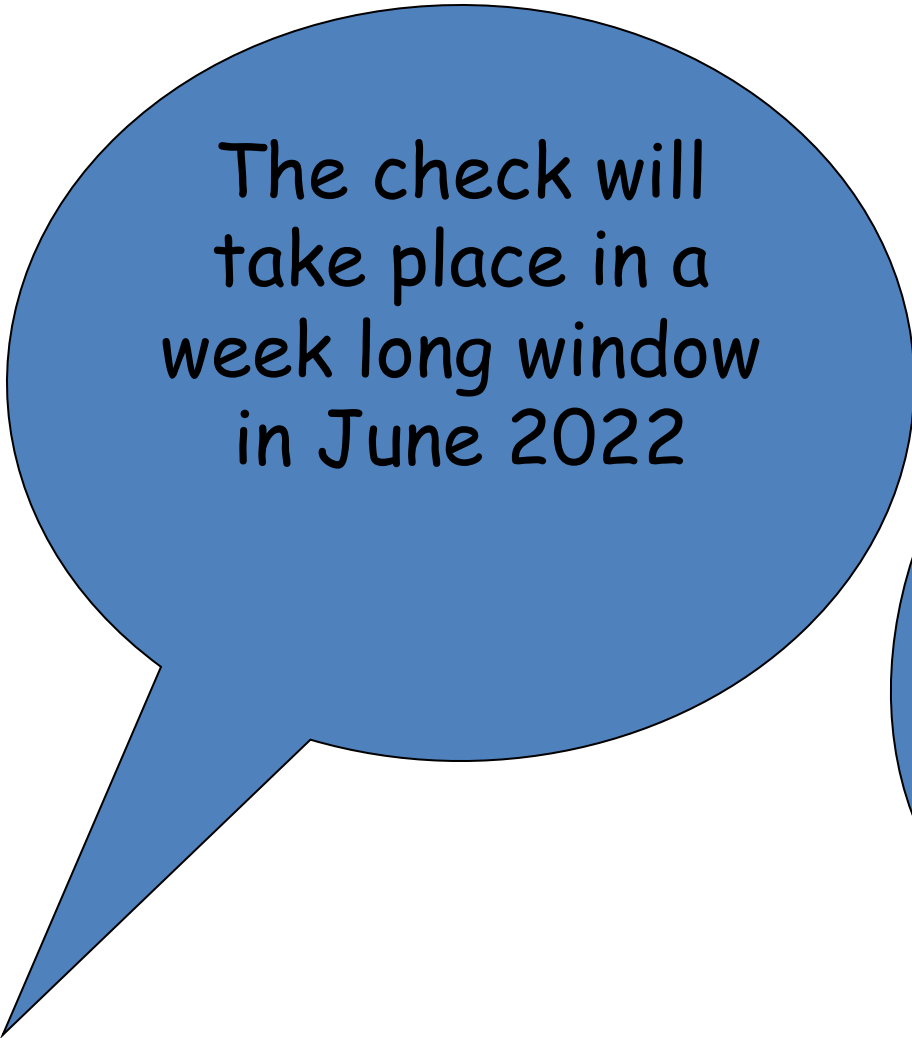
Support children in learning the alphabetic code

Let your child “show off” their reading to you and celebrate and praise all the way!

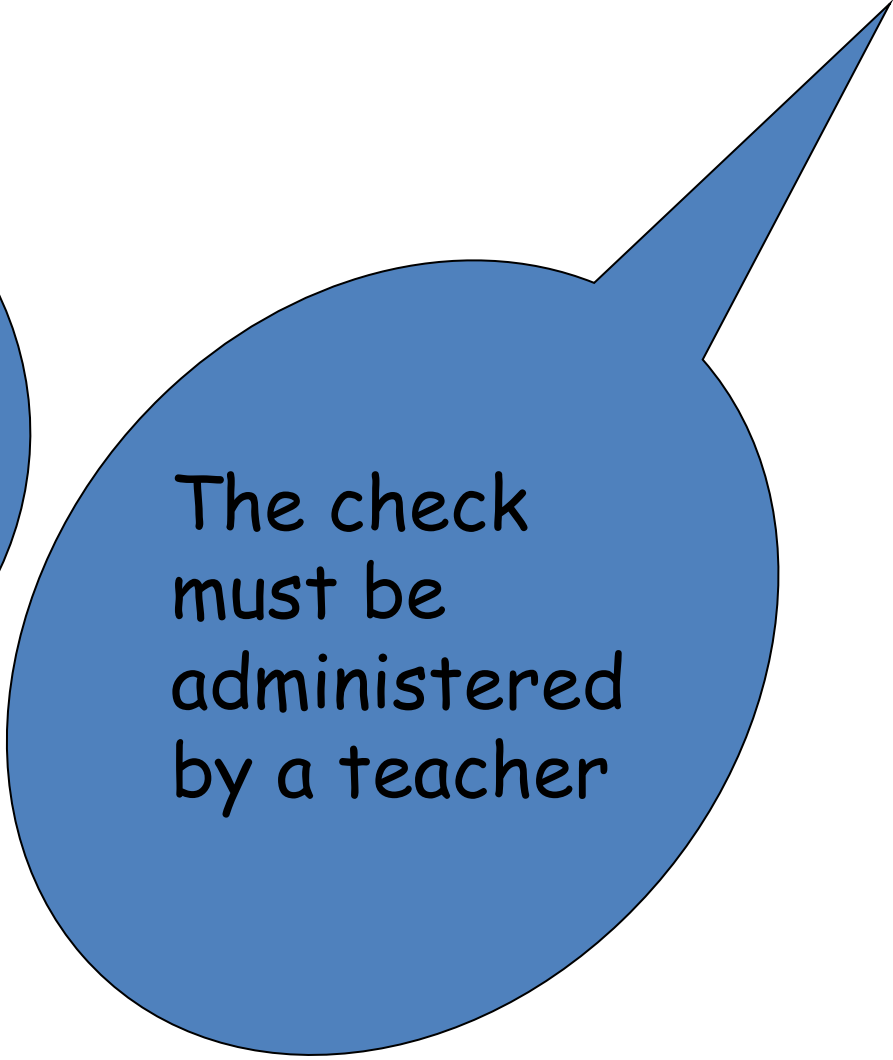
Share books with your children for pleasure

Check on your class page for documents to support reading and phonics

The year 1 phonics screening check



The check will
take place in a
week long window
in June 2022



The check
must be
administered
by a teacher

The purpose of the Y1 screening check

- To confirm that all pupils have learned phonic decoding to an age appropriate standard
- To identify pupils who have not reached this level and implement appropriate intervention

The structure of the check

- Practice words
- 20 real words and 20 pseudo words
- All two syllable words will be real words e.g. *shampoo, windmill, sandpit*
- All letters will be lower case
- Schools will be able to modify font, font size and format

Practice sheet: Real words

in

at

beg

sum

Practice sheet: Pseudo words


ot



vap



osk



ect



How will the results of the phonics screening check be used?

- Individual results will be made available to parents
- Results will be made available to Ofsted inspectors
- Results will not be published in performance tables
- There will be a report on national results to track standards over time
- National and local authority results will be reported to allow schools to benchmark the performance of their pupils

Little Wandle website

- Parental resource section
- Short videos
 - Tricky word
 - Alien word

Thank you for joining us

If you have any questions staff will be available after tonight's meeting or alternatively you can approach staff before or after a school, telephone or email.