

Phonics and Early Reading

Welcome to our meeting

Part 1 – information about how we teach
phonics

Part 2 – information about how we teach
reading

New DFE Guidance for Early Reading and Phonics

The journey to independent reading and writing begins with Phonics



littlewandlelettersandsounds.org.uk

Why Little Wandle?

Excellent training for all staff to ensure consistency,
Every aspect of phonics and reading included in a detailed, thorough and systematic approach,
Engaging resources without distracting from the learning,
Comprehensive system for identifying and supporting children requiring extra help and useful support for parents.

Results last year were...

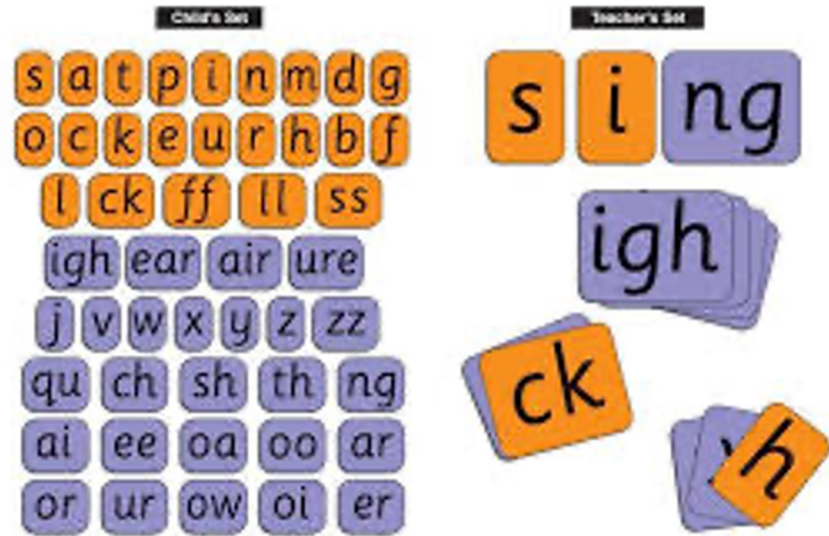


By June 2022 90% of Reception class
were at 'age related expectations' in
phonics

How we teach phonics

Daily short sessions

Specific order of teaching



Synthetic phonics


must

Correct pronunciation
is vital - Videos on LW

<https://www.littlewandlelettersandsounds.org.uk/resources/for-parents/>

Repeated practice

Revisit previously
taught sounds at
start of each lesson



Practice makes
permanent

s



t



n



d



th

ss

ck



ch

sh

ar

oi

or

ai



soap that goat



sheep in a jeep



zoom to the moon



hook a book

R Au1 extra

map

• • •

R Au1 extra

nip

• • •

R Au1 extra

sat

R Sp1 wk1

meet

. — .

R Sp1 wk1

rain

. — .

R Sp1 wk1

sheep

— — .

R Au2

go

R Au1

the

R Au1




is

R Au2

to

Once children have a secure knowledge of a number of GPC's (Grapheme Phoneme Correspondences) and are confidently blending, they will be ready for reading books

Prior to this they may have wordless books which develop great language skills and teach children the layout of books and how to handle books





How we teach reading

Reading practice sessions are :

Timetabled 3 times a week

Taught by trained teacher or
teaching assistant

Taught in small groups

Books are :

matched to children's
secure phonic knowledge
and word reading

read three times

sent home

Reading

We want children to
love reading

Learning to read should be
a positive experience






Reading should be
enjoyable

We want children to read
for pleasure



Reading underpins children's access to the curriculum
and clearly impacts on their achievement


Big Cat Collins Reading books are carefully matched to children's
secure phonic knowledge




Sharing Book

Children will also bring home a 'sharing book' from our class library each week


To become lifelong readers, it is essential that they read for pleasure



Children may not be able to read this book independently but these books offer a wealth of opportunities for talking about the pictures and enjoying the story or information text.



Enjoy the book together
foster a love of reading
“pair and share”



How will this work?

Children are assessed, then LW matches which books should be allocated for their secure phonic knowledge




Children will take their Reading Practice E-Book home (after reading it 3 times in school)

Teachers will let you know the days books go home and when they need to be in school to be changed.

Celebrate, praise, talk about the book with you child.

Please make sure books are in book bags so that we can reallocate books as required

Please look after our books



Reading Practice Books carefully matched so children can read fluently and independently

3 Reads – each one begins with some quick sounds and words practice

1. Decoding

1. Prosody
(intonation, expression)


3. Comprehension



When children take their book home to read they should be 95% fluent
Please do not worry that a book is too easy – your child needs to develop fluency and confidence in reading. Re-reading a book they have had before helps develop fluency – this is the goal.

Celebrate their success!!!

Example of an e-book



What else can parents do?

Please look at the Little Wandle videos and guidance for parents

Support children in learning the alphabetic code

Let your child “show off” their reading to you and celebrate and praise all the way!

Share books with your children for pleasure

Check on your class page for documents to support reading and phonics



Thank you for joining us

Questions ???